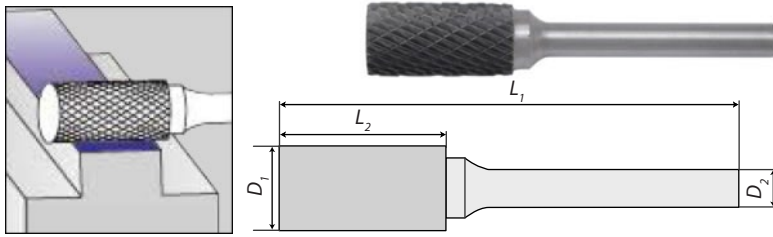
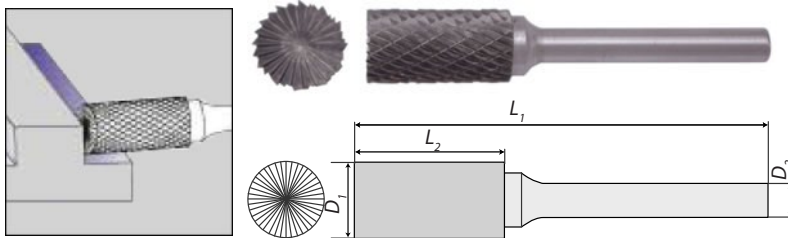


## FREZY TRZPIENIOWE



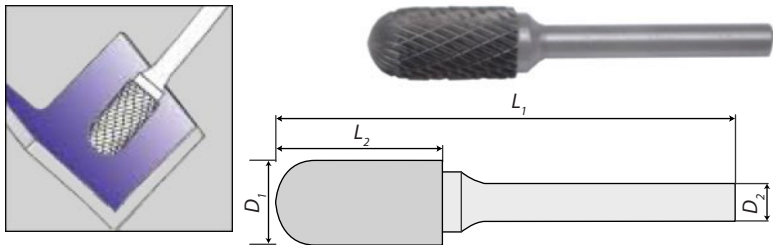
## Frez walcowy

kod	D1	L2	L1	D2
040-06-080	8	19	63	6
040-06-127	12,7	25	69	6
040-06-160	16	25	69	6



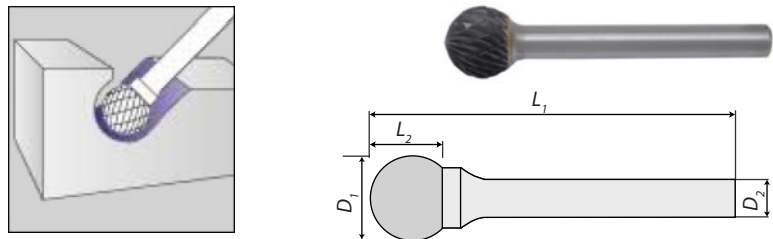
## Frez walcowy z ostrzami na czole

kod	D1	L2	L1	D2
041-06-080	8	19	63	6
041-06-127	12,7	25	69	6
041-06-160	16	25	69	6



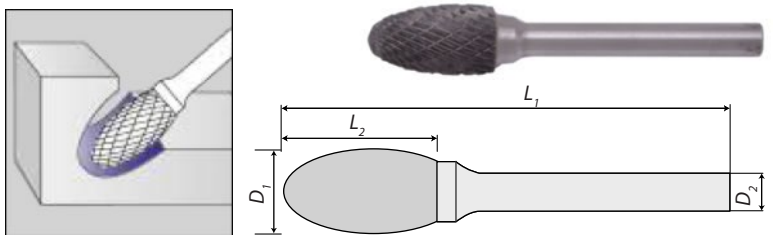
## Frez walcowy zaokrąglony

kod	D1	L2	L1	D2
042-06-080	8	19	63	6
042-06-127	12,7	25	69	6
042-06-160	16	25	69	6



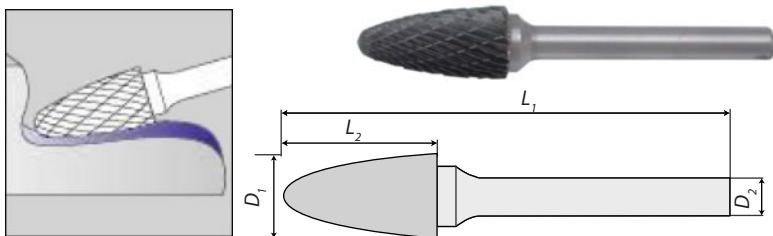
## Frez kulisty

kod	D1	L2	L1	D2
043-06-080	8	6,4	50	6
043-06-127	12,7	11	55	6
043-06-160	16	11	62	6



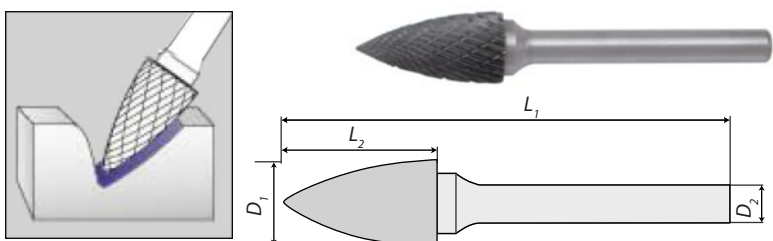
## Frez owalny

kod	D1	L2	L1	D2
044-06-095	9,5	16	60	6
044-06-127	12,7	22	66	6
044-06-160	16	25	69	6



## Frez ostrołukowy zaokrąglony

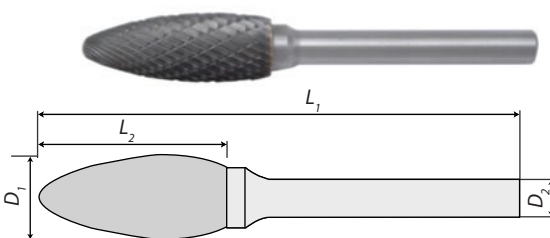

kod	D1	L2	L1	D2
045-06-095	9,5	19	63	6
045-06-127	12,7	25	69	6
045-08-127	12,7	25	69	8
045-06-160	16	25	69	6



## Frez ostrołukowy

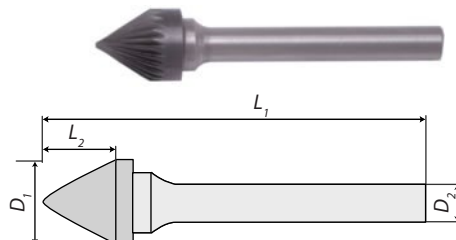
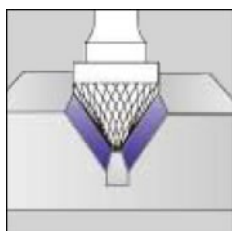
kod	D1	L2	L1	D2
046-06-080	8	16	63	6
046-06-127	12,7	25	69	6
046-08-127	12,7	25	69	8
046-06-160	16	25	69	6

## FREZY TRZPIENIOWE




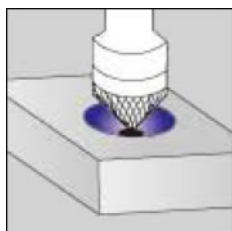
## Frez płomieniowy

kod	D1	L2	L1	D2
047-06-080	8	19	63	6
047-06-127	12,7	32	76	6
047-06-160	16	36	80	6



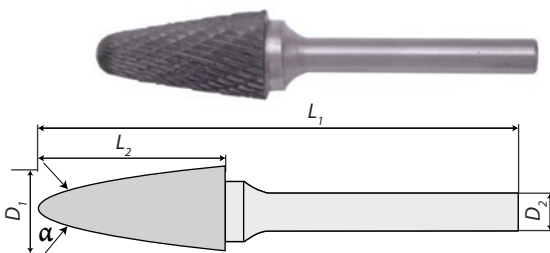
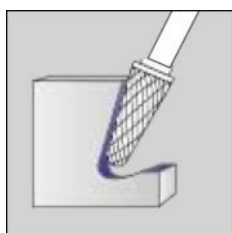
## Frez pogłębiacz 60°

kod	D1	L2	L1	D2
048-06-095	9,5	8	55	6
048-06-127	12,7	11	58	6
048-06-160	16	14	61	6



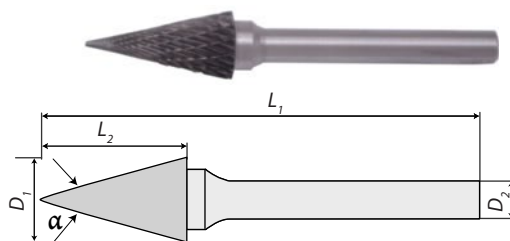
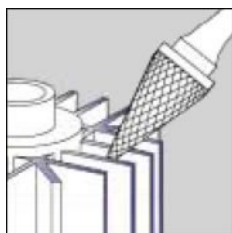
## Frez pogłębiacz 90°

kod	D1	L2	L1	D2
049-06-095	9,5	4,7	52	6
049-06-127	12,7	6,3	54	6
049-06-160	16	8	57	6



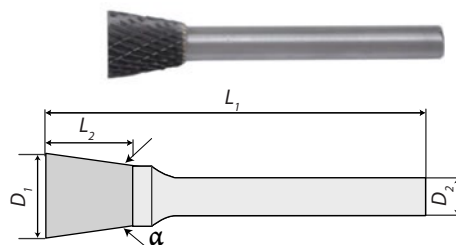
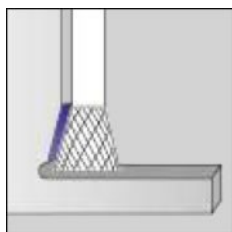
## Frez stożkowy zaokrąglony

kod	D1	L2	L1	D2	α
050-06-080	8	22	69	6	14°
050-06-127	12,7	27	74	6	14°
050-06-160	16	30	77	6	14°



## Frez stożkowy

kod	D1	L2	L1	D2	α
051-06-095	9,5	16	63	6	28°
051-06-127	12,7	22	69	6	28°
051-08-127	12,7	22	69	8	28°
051-06-160	16	25	73	6	31°



## Frez stożkowy odwrócony

kod	D1	L2	L1	D2	α
052-06-095	9,5	9,5	53	6	13°
052-06-127	12,7	12,7	57	6	28°
052-06-160	16	19	63	6	18°